

Morning Report

World Indices	Latest	% Chg	NSE Sect. Indices	Latest	% Chg
Nifty	11671	-0.50	NIFTY IT	20877	0.32
Sensex	39750	-0.43	NIFTY BANK	24092	(0.58)
DowJones	26659	0.52	NIFTY FMCG	29663	(0.95)
Nasdaq	11186	1.64	NIFTY METAL	2308	(0.76)
Hangseng	24524	-0.26	NIFTY PHARMA	11226	(0.88)
Shanghai	3269	-0.11	NIFTY AUTO	7847	(0.96)
Nikkei	23156	-0.76	NIFTY ENERGY	14722	0.23
Strait Times	2433	-0.74	NIFTY INFRA	3124	(0.55)
Kospi	2301	-1.11	Advances / Declines	BSE	NSE
Taiwan	12603	-0.47	Advances	998	640
FTSE	5582	-0.02	Declines	1610	1243
CAC	4570	-0.03	Unchanged	168	99
DAX	11598	0.32	Total	2776	1982

Nifty Gainers		
Company	Price(Rs)	Chg(%)
ASIANPAINT	2222.00	2.89
TECHM	806.70	2.20
ULTRACEMCO	4542.60	1.64
KOTAKBANK	1569.00	1.14
WIPRO	339.40	1.12

Nifty Losers		
Company	Price(Rs)	Chg(%)
LT	934.00	(4.97)
TITAN	1176.40	(3.34)
ADANI PORTS	342.50	(3.15)
ONGC	64.50	(2.79)
AXISBANK	493.25	(2.27)

Vol. Shockers	Last Day (Lakh)	2 Wk Avg. (Lakh)	Vol. Ch. (Times)
EMBASSY	5.03	0.6	9
HEXAWARE	2.32	0.4	6
MCX	2.79	0.5	6
PRESTIGE	3.42	0.6	6
NAVINFLUOR	0.38	0.1	5

Indian Forex	Closing	Chg	% Chg
USD/INR	73.765	0.016	0.02
GBP/INR	96.300	0.130	0.13
EUR/INR	86.924	(0.340)	(0.39)
JPY/INR	70.770	0.330	0.47

Precious Metal	Closing	Chg (Rs.)
Gold (Rs/10gm)	50274	(235)
Silver (Rs/1kg)	60135	(64)

Commodities	Price	% Chg.
Crude (US\$/BBL)	36.2	(3.05)
Brent (US\$/BBL)	37.7	(3.61)
Gold (US\$/oz)	1870.5	(0.47)
Silver (US\$/oz)	23.4	(0.04)
Copper (US\$/MT)	6692.0	(0.04)
Alum (US\$/MT)	1786.0	(0.83)
Zinc (US\$/MT)	2503.0	(0.77)

ADR	Cl. Values	% Chg.
ICICI Bank	10.56	(0.60)
HDFC Bank	58.57	(1.33)
Infosys	14.38	(0.47)
Vedanta	5.46	0.02
Dr. Deddy's Labs	64.89	(3.13)
Wipro	4.83	(0.08)
Tata Motors	8.85	(0.63)

Market Sensor

Following the sell-off seen in the previous session, stocks showed a significant rebound during trading on Thursday. The major averages all moved back to the upside, with the tech-heavy Nasdaq showing a particularly strong upward move. The major averages pulled back off their best levels late in the session but remained firmly positive. The Dow climbed 139.16 points or 0.5 percent to 26,659.11, the Nasdaq jumped 180.72 points or 1.6 percent to 11,185.59 and the S&P 500 surged up 39.08 points or 1.2 percent at 3,310.11.

Domestic shares fell for a second day running on Thursday amid a broad-based sell-off, with weak global cues and the expiry of monthly derivative contracts swaying the market's mood. The benchmark S&P BSE Sensex dropped 172.61 points, or 0.43 percent, to 39,749.85, while the broader NSE Nifty index ended down 58.80 points, or half a percent, at 11,670.80. On Thursday's trading session, FII sold net Rs 420.95 cr in cash market whereas, DII sold net Rs 253.41 cr in cash segment.

Global News

❖ The U.S. economy grew at a historic pace in the third quarter as the government injected more than \$3 trillion worth of pandemic relief which fueled consumer spending, but the deep scars from the COVID-19 recession could take a year or more to heal. (Reuters)

❖ The European Central Bank committed on Thursday to take new action in December to contain the growing fallout from a second wave of coronavirus infections, likely in the form of more bond purchases or cheap credit for banks. (Reuters)

❖ German unemployment fell much more than expected in October and demand for job protection schemes kept declining as the labour market in Europe's largest economy continued to recover from the first wave of the coronavirus pandemic. (Reuters)

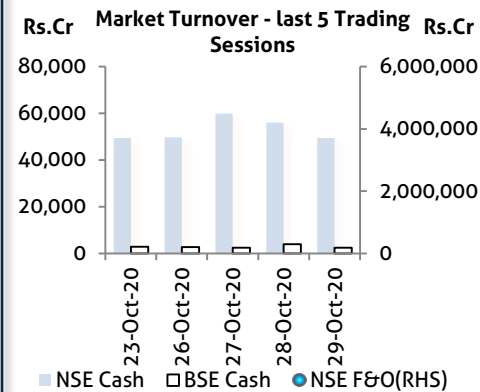
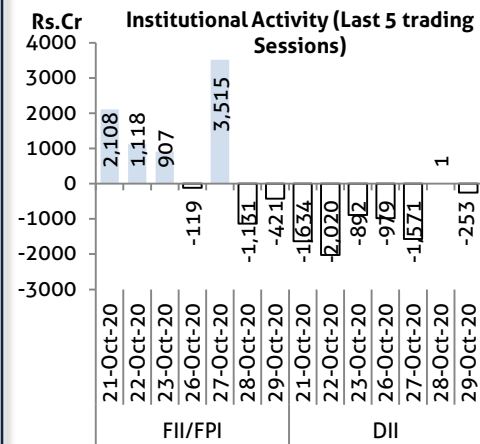
❖ The Bank of Japan trimmed its economic growth and inflation forecasts for the current fiscal year on Thursday but offered a more upbeat view on the recovery outlook, signalling that it has delivered enough stimulus for the time being. (Reuters)

Economic News

- ❖ The World Bank on Thursday said remittances to India would fall this year by nine per cent to \$76 billion due to the ongoing coronavirus pandemic and global economic recession. (BS)
- ❖ Facing severe revenue stress because of muted economic activity during the Covid-19 pandemic, the Union government's fiscal deficit soared to 115 per cent of the full Budget estimates in the first half of 2020-21. (BS)
- ❖ The Shipping Ministry on Thursday said it has issued draft 'Coastal Shipping Bill, 2020' for public consultation, in accordance with Prime Minister Narendra Modi's vision for augmenting people's participation and transparency in the governance. (BS)
- ❖ Union Minister Nitin Gadkari on Thursday said micro, small and medium enterprises (MSMEs) are the backbone of the economy and can help in boosting exports. (BS)
- ❖ The government on Thursday increased the procurement price of three categories of ethanol by Rs 1.95 to Rs 3.34 per litre, nudging mills to divert sugarcane for producing ethanol rather than sugar. The price change is for the 2020-21 season starting December 1. (BS)
- ❖ Reserve Bank of India (RBI) Governor Shaktikanta Das on Thursday underlined the need for strengthening the preventive vigilance framework to increase efficiency stressing that it was also critical for ensuring good governance. (BS)
- ❖ Credit growth to industry was 'nil' in September, while banks increased lending activities in the services sector on a year-on-year (YoY) basis, the Reserve Bank of India (RBI) data showed on Thursday. (BS)
- ❖ The Reserve Bank of India will conduct the second Open Market Operations (OMOs) purchase of State Developments Loans (SDLs), aggregating Rs 10,000 crore, on November 5, 2020. (BS)
- ❖ Output in the crucial eight-industry core sector contracted for the seventh month in a row, but the unlocking of the economy reduced the rate of decline to a mere 0.8 per cent in September against 7.3 per cent in the previous month. (BS)

Global Forex	Closing	Chg	% Chg
EUR-USD	1.1670	(0.0072)	(0.61)
GBP-USD	1.2924	(0.0055)	(0.42)
USD-JPY	104.66	0.3700	0.36

Bond Markets	Closing	Chg
10-yr bond	5.96	1.50 bps
Interbank call	3.25	4.84 bps



Domestic News

- ❖ Indian Energy Exchange signed an agreement with MCX India giving exclusive rights to the MCX to use the IEX's electricity clearing prices for settlement of their derivative electricity contracts.
- ❖ Hindustan Petroleum Corporation Limited (HPCL) will consider share buyback on November 4.
- ❖ Wipro and IBM strengthened relationship; announced expansion of IBM Hybrid Cloud Practice.
- ❖ Hindustan Aeronautics Ltd and Tech Mahindra signed a contract worth Rs 400 crore for implementation of Enterprise Resource Planning (ERP) to support HAL's 'Project Parivartan'.
- ❖ Aurobindo Pharma gets US FDA nod for Cisatracurium Besylate used to maintain neuromuscular relaxation during major surgical procedures.
- ❖ Eyeing the vaccine opportunity created by the Covid-19 pandemic, Strides Pharma Science is in the process of setting up a vaccine suite in Bengaluru, said a top company official. The vaccine lines are a part of the \$40 million investment that the company had committed for its associate Stelis Biopharma.

Domestic News (Cont...)

❖ CDSL said its branch at the International Financial Services Centre in Gift City, Gujarat has been recognised as a foreign depository by the International Financial Services Centres Authority (IFSCA).

❖ IBM has collaborated with Indian Oil Corporation Ltd (IOCL) to transform the latter's customer experience using digital tools.

❖ Government has extended the cap on airfares cap by three months beyond November 24, 2020. The cap on airfares will be in place till February.

❖ Pidilite will acquire the US-based Huntsman Group's adhesives business in the country for Rs 2,100 crore in an all-cash deal that values the seller at 15 times its operating profit.

❖ IndusInd Bank has gone live as a 'Financial Information Provider' (FIP) under the new 'Account Aggregator Framework' of the Reserve Bank of India (RBI), making it the first bank in the country to do so.

❖ Small electric vehicles (EVs) deployed in the last-mile delivery of goods and people are expected to grow at a fast pace in the near-to short-term even as EVs in the shared transportation space will take a back seat amid the pandemic, said Pawan Goenka, MD & CEO at Mahindra & Mahindra.

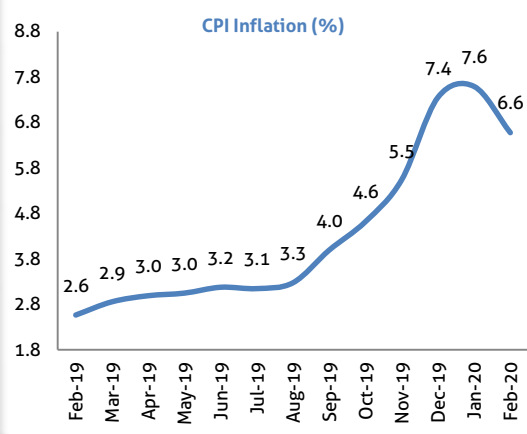
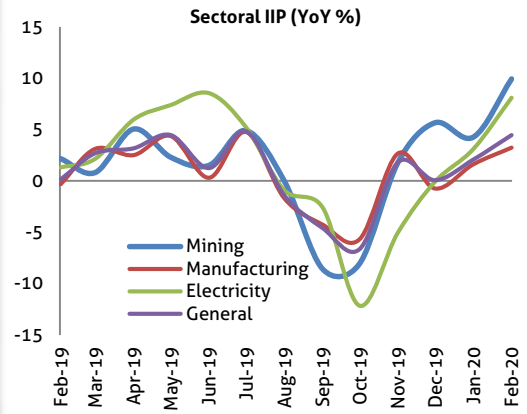
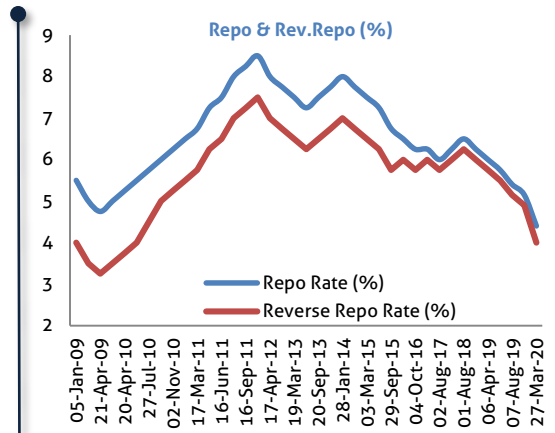
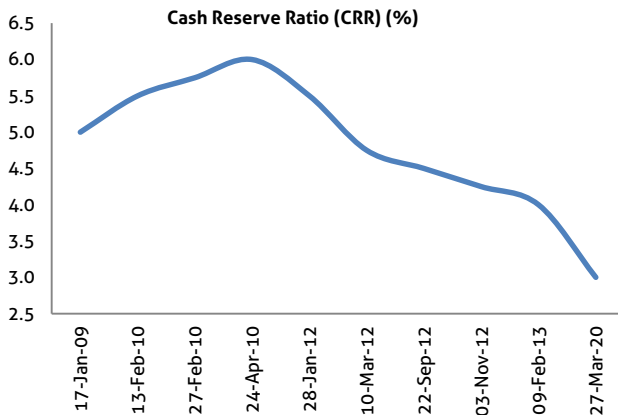
❖ KKR announced the launch of a new platform, Virescent Infrastructure, to acquire renewable energy assets in India.

❖ Persistent Systems has met the necessary customary closing conditions with respect to acquisition of Palo Alto-based Capiot.

❖ Amazon has written to markets regulator Sebi and stock exchanges, urging them to take into consideration the Singapore arbitrator's interim judgement that has put on hold the ₹24,713-crore deal between Future group and Mukesh Ambani's Reliance Industries Ltd while reviewing the proposed transaction.

❖ Mistry family controlled Shapoorji Pallonji (SP) group, which owns 18.4% stake in Tata Sons, filed a scheme of separation in Supreme Court proposing to swap its entire holding in the group holding company for equivalent shares in listed entities of Tata group and along with a pro-rata share of Tata brand value (adjusted for net debt against) payable by cash or listed securities.

❖ Vedanta said CRISIL downgraded long term credit rating to AA-/Stable from AA/Negative.



Bulk Deal - NSE

Date	Security Name	Client Name	Buy/Sell	Traded Qty.	Price
29-Oct-20	Multi Commodity Exchange	SMALLER CAP WORLD FUND INC	BUY	532147	1759.9
29-Oct-20	Angel Broking Limited	KUWAIT INVESTMENT AUTHORITY FD F238	BUY	430000	321.7
29-Oct-20	Vikas Multicorp Limited	LTS INVESTMENT FUND LTD	BUY	3500000	7.4
29-Oct-20	Industrial Inv Trust Ltd	CONLECTA CAPITAL ADVISORS PRIVATE LIMITED	BUY	300000	50.1
29-Oct-20	Uravi T And Wedg Lamp Ltd	NOPEA CAPITAL SERVICES PRIVATE LIMITED	BUY	36000	110.0

Bulk Deal - BSE

Date	Security Name	Client Name	Buy/Sell	Traded Qty.	Price
29-Oct-20	GGENG	MEHTA NILESH VIPINCHANDRA	B	66,600	75.0
29-Oct-20	LKPFIN	SAUMIK KETAN DOSHI	S	85,592	57.1
29-Oct-20	RELICAB	SAJANKUMAR RAMESHWARLAL BAJAJ	S	69,000	39.5
29-Oct-20	TANVI	VINOD HARILAL JHAVERI	B	46,000	52.8
29-Oct-20	RIBATEX	SITA RAM	S	48,800	32.4

Corporate Actions

Scrip Code	Scrip Name	Ex-Date	Purpose	Record Date
511218	SRTRANSFIN	-	Interim Dividend - Rs. - 6.0000	10-Nov-20
500820	ASIANPAINT	28-Oct-20	Interim Dividend - Rs. - 3.3500	30-Oct-20
519600	CCL	28-Oct-20	Interim Dividend - Rs. - 2.0000	30-Oct-20
526829	CONFIPET	28-Oct-20	Final Dividend - Rs. - 0.0750	-
517514	DHINDIA	28-Oct-20	E.G.M.	-
500150	FOSECOIND	28-Oct-20	Interim Dividend - Rs. - 5.0000	30-Oct-20
532482	GRANULES	28-Oct-20	Interim Dividend - Rs. - 0.2500	30-Oct-20
540680	KIOCL	28-Oct-20	Buy Back of Shares	30-Oct-20
500295	VEDL	28-Oct-20	Interim Dividend - Rs. - 9.5000	31-Oct-20
500830	COLPAL	29-Oct-20	Interim Dividend - Rs. - 18.0000	02-Nov-20
500790	NESTLEIND	29-Oct-20	Interim Dividend - Rs. - 135.0000	02-Nov-20
540416	OCTAWARE	29-Oct-20	E.G.M.	-
532755	TECHM	29-Oct-20	Special Dividend - Rs. - 15.0000	02-Nov-20
543235	ANGELBRKG	02-Nov-20	Interim Dividend - Rs. - 4.1500	03-Nov-20
500092	CRISIL	02-Nov-20	Interim Dividend - Rs. - 7.0000	03-Nov-20
500136	ESTER	02-Nov-20	Interim Dividend - Rs. - 1.5000	03-Nov-20
511208	IVC	02-Nov-20	Final Dividend - Rs. - 0.6000	-
524348	AARTIDRUGS	03-Nov-20	Interim Dividend - Rs. - 2.5000	04-Nov-20
539876	CROMPTON	03-Nov-20	Interim Dividend - Rs. - 3.0000	04-Nov-20
509079	GUFICBIO	03-Nov-20	Final Dividend - Rs. - 0.0500	-
540526	IRBINVIT	03-Nov-20	Income Distribution (InvIT)	04-Nov-20
532732	KKCL	03-Nov-20	Interim Dividend - Rs. - 15.0000	04-Nov-20

Global Economic Calendar

Date	Curr.	Event	Actual	Forecast	Previous
26-Oct-20	JPY	All Industries Activity Index (MoM)			1.30%
26-Oct-20	JPY	Leading Index		88.8	86.7
26-Oct-20	USD	New Home Sales (MoM) (Sep)		2.80%	4.80%
26-Oct-20	USD	Dallas Fed Mfg Business Index (Oct)			13.6
27-Oct-20	USD	Durable Goods Orders (MoM) (Sep)		0.50%	0.50%
27-Oct-20	USD	S&P/CS HPI Composite - 20 n.s.a. (MoM) (Aug)		0.20%	0.60%
27-Oct-20	USD	CB Consumer Confidence (Oct)		102.5	101.8
28-Oct-20	USD	Wholesale Inventories (MoM)			0.50%
29-Oct-20	JPY	Retail Sales (YoY) (Sep)		-7.70%	-1.90%
29-Oct-20	JPY	BoJ Interest Rate Decision		-0.10%	-0.10%
29-Oct-20	GBP	BoE Consumer Credit (Sep)		0.650B	0.300B
29-Oct-20	GBP	Mortgage Approvals (Sep)		75.00K	84.72K
29-Oct-20	EUR	Business and Consumer Survey (Oct)		89.6	91.1
29-Oct-20	EUR	Consumer Confidence (Oct)		-15.5	-15.5
29-Oct-20	USD	GDP (QoQ) (Q3)		31.90%	-31.40%
29-Oct-20	USD	Initial Jobless Claims			787K
29-Oct-20	USD	PCE Prices (Q3)			-1.60%
29-Oct-20	EUR	ECB Interest Rate Decision (Oct)			0.00%
29-Oct-20	USD	Pending Home Sales (MoM) (Sep)		4.50%	8.80%
30-Oct-20	JPY	Tokyo Core CPI (YoY) (Oct)		-0.50%	-0.20%
30-Oct-20	JPY	Unemployment Rate (Sep)		3.10%	3.00%
30-Oct-20	JPY	Industrial Production (MoM) (Sep)		3.20%	1.00%
30-Oct-20	GBP	Nationwide HPI (YoY) (Oct)		5.20%	5.00%
30-Oct-20	EUR	CPI (YoY) (Oct)		-0.30%	-0.30%
30-Oct-20	EUR	GDP (YoY) (Q3)		-15.00%	-15.00%
30-Oct-20	EUR	HICP ex Energy & Food (YoY) (Oct)		0.40%	0.40%
30-Oct-20	EUR	Unemployment Rate (Sep)		8.30%	8.10%
30-Oct-20	USD	Personal Income (MoM) (Sep)		0.50%	-2.70%
30-Oct-20	USD	Personal Spending (MoM) (Sep)		1.00%	1.00%
30-Oct-20	USD	Michigan Consumer Sentiment (Oct)		81.2	81.2

Indian Economic Calendar

Date	Curr.	Event	Actual	Forecast	Previous
30-Oct-20	INR	Federal Fiscal Deficit (Sep)			8,703.47B
30-Oct-20	INR	Balance of Payments (USD)			19.846B
30-Oct-20	INR	Infrastructure Output (YoY) (Sep)			-8.50%

Ashika Stock Broking Limited ("ASBL") started its journey in the year 1994, and is presently offering a wide bouquet of services to its valued clients including broking services, depository services and distributorship of financial products (Mutual funds, IPO & Bonds). It became a "Research Entity" under SEBI (Research Analyst) Regulations 2014 in the year of 2015 (Reg No. INH000000206).

ASBL is a wholly owned subsidiary of Ashika Global Securities (P) Ltd., a RBI registered non-deposit taking NBFC Company. ASHIKA GROUP (details enumerated on our website www.ashikagroup.com) is an integrated financial service provider inter alia engaged in the business of Investment Banking, Corporate Lending, Commodity Broking, Debt Syndication & Other Advisory Services.

There were no significant and material disciplinary actions against ASBL taken by any regulatory authority during last three years except routine matters.

Disclosure

Research reports are being prepared and distributed by ASBL in the sole capacity of being a Research Analyst under SEBI (Research Analyst) Regulations 2014. The following disclosures and disclaimer are an essential part of any Research Report so being distributed.

1. ASBL or its associates, its Research Analysts (including their relatives) may have financial interest in the subject company(ies). And, the said financial interest is not limited to having an open stock market position in /acting as advisor to /having a loan transaction with the subject company(ies) apart from registration as clients.
2. ASBL or its Research Analysts (including their relatives) do not have any actual / beneficial ownership of 1% or more of securities of the subject company(ies) at the end of the month immediately preceding the date of publication of the source research report or date of the concerned public appearance. However ASBL's associates may have actual / beneficial ownership of 1% or more of securities of the subject company(ies).
3. ASBL or its Research Analysts (including their relatives) do not have any other material conflict of interest at the time of publication of the source research report or date of the concerned public appearance. However ASBL's associates might have an actual / potential conflict of interest (other than ownership).
4. ASBL or its associates may have received compensation for investment banking, merchant banking, brokerage services and for other products and services from the subject companies during the preceding 12 months. However, ASBL or its associates or its Research analysts (forming part of Research Desk) have not received any compensation or other benefits from the subject companies or third parties in connection with the research report/ research recommendation. Moreover, Research Analysts have not received any compensation from the companies mentioned in the research report/ recommendation in the past twelve months.
5. The subject companies in the research report/ recommendation may be a client of or may have been a client of ASBL during the twelve months preceding the date of concerned public appearance for investment banking/ merchant banking / brokerage services.
6. ASBL or their Research Analysts have not managed or co-managed public offering of securities for the subject company(ies) in the past twelve months. However ASBL's associates may have managed or co-managed public offering of securities for the subject company(ies) in the past twelve months.
7. Research Analysts have not served as an officer, director or employee of the companies mentioned in the report/ recommendation.
8. Neither ASBL nor its Research Analysts have been engaged in market making activity for the companies mentioned in the report / recommendation.

Disclaimer

The research recommendations and information are solely for the personal information of the authorized recipient and does not construe to be an offer document or any investment, legal or taxation advice or solicitation of any action based upon it. This report is not for public distribution or use by any person or entity, where such distribution, publication, availability or use would be contrary to law, regulation or subject to any registration or licensing requirement. We will not treat recipients as customer by virtue of their receiving this report. The report is based upon the information obtained from public sources that we consider reliable, but we do not guarantee its accuracy or completeness. ASBL shall not be in anyways responsible for any loss or damage that may arise to any such person from any inadvertent error in the information contained in this report. The recipients of this report should rely on their own investigations.